




# PRODUCT CATALOGUE


PRODUCTS & NOVELTIES




# STRICKER






## Details of the manufacturer

### R & E Stricker Reha-Entwicklungen GmbH

 Klotzbergstraße 64  
77815 Bühl  
GERMANY

 +49 7223 72510  
 [info@stricker-handbikes.de](mailto:info@stricker-handbikes.de)  
 [www.stricker-handbikes.de](http://www.stricker-handbikes.de)

 StrickerHandbikes  
 [stricker.handbikes](https://www.facebook.com/stricker.handbikes)  
 StrickerHandbikes



Management: Edgar Stricker | Register Court: Mannheim Local Court | Register Number: HRB 210995

Sales tax identification number according to § 27a UStG: DE 187257005 | Contact possibility responsible person according to Art.15 MDR: [mp-sicherheit@stricker-handbikes.de](mailto:mp-sicherheit@stricker-handbikes.de)

# Table of contents

---

<b>Introduction</b>	<b>1</b>
Our Success Story	1
Adaptation equipment from wheelchair to tricycle	2
Handbikes and Power assist devices Adaptation devices as aids	3
Stricker Handbikes The right one for everyone	4
We enable Individualizations	5
We enable Individual solutions	6
Unique Frame system	7
Enormous Wheelchair compatibility	8
High Quality requirements	9
Customer satisfaction Best customer service	10
Our Brand ambassadors	11
Stricker People Customer stories	12
<b>Our Products</b>	<b>14</b>
<b>Power assist devices</b>	<b>16</b>
Lipo Lomo Pico	17
Micro GX	19
Lomo GX	21
Crossbike	23
<b>Hybrid handbikes</b>	<b>26</b>
Lipo Smart	27
Smart Wild	29
Smart Dynamic	31
<b>Manual handbikes</b>	<b>34</b>
City 7	35
City 11	37
City Max	39
City Compact	41
City Kid	43
City Youth	45
Ultra	47
<b>Stem</b>	<b>50</b>
Lomo 360	51
<b>Equipment</b>	<b>54</b>
Tetra equipment	55
Further equipment	56
Attachment stand	57
Weights	58
Batteries and chargers	59
Double/triple battery	60
<b>Accessories</b>	<b>62</b>
Online assortment	63
Lighting	64
Warning sign and rear light	65
Rear-view mirror	66
Trailer coupling	67
Handle extension	68
Trailer Transporter	69
Roman pendant	70
Waldkilo luggage rack	71
Luggage carrier	72
KlickFix mounting positions	73
KlickFix holder	74
KlickFix Baskets & Bags	75
Other accessories	76



# Our Success Story

## The problem

Most ideas start with a problem. After Reiner Stricker had an accident, he too was confronted with many difficulties

At the end of the 1980s, there were far fewer opportunities for wheelchair users to participate in sports and be mobile than there are today. Handbikes, as they exist today, were not available. So in order to be able to cycle again together with his wife, a solution had to be found.

It should be possible to move the wheelchair easier and faster than with the handrims of the wheelchair. Maybe like a bicycle, but with hand cranks instead of foot pedals.

## The solution

The idea never left the two brothers. So Edgar Stricker built the first handbike, which consisted of old bicycle parts, and welded it directly onto an old basketball wheelchair belonging to Reiner Stricker.

With the first prototype, Reiner Stricker was able to cover an astonishing 40 kilometers on the 1 May Tour in 1989. This caused a

great stir and many enquiries in the rehab community.

The enthusiasm and interest of people in a similar situation in the newly developed wheelchair bicycle was huge. The idea was born.

## Company formation

From then on, the brothers Reiner and Edgar Stricker began with the professional production of handbikes. Thus, the company R & E Stricker Reha-Entwicklungen was successfully launched in the same year and has since been run as a family business by Reiner and Edgar until Reiner Stricker retired at the beginning of 2020. Today, the company is managed by Edgar Stricker.

## Family management

Timo Stricker joined the company at the end of 2019 and became a shareholder in 2022. He will ensure the existence of the family business.



# Adaptation equipment from wheelchair to tricycle



## Adaptation equipment from Stricker

With a Stricker leader, the wheelchair becomes a tricycle in no time at all.

The castor wheels of the wheelchair are raised several centimeters off the ground, creating a tricycle on pneumatic wheels. The large wheel of the adaptation device absorbs shocks and makes it possible to negotiate smaller obstacles such as low curbs and paving stones.

In contrast to drive systems that are mounted in or behind the wheelchair, there is no risk of tilting with the castors and thus falling out of the wheelchair.

## Handbike and Power assist devices - the difference

The difference is clear. While handbikes can be driven manually, i.e. via the crank movement with the arms, Power assist devices

are purely electric and have no manual drive.

However, this does not mean that all handbikes are propelled exclusively by their own power. Because handbikes can also be equipped with a motor and operated electrically.

## Handbikes

Handbikes are divided into purely manual and hybrid devices. Purely manual devices can only be operated by your own muscle power. Hybrid handbikes are equipped with a motor.

The hybrid devices can assist the user in moving around, increasing the range and enabling steeper routes to be covered. Furthermore, the handbikes can be controlled by the thumb throttle, for example, which means that the user does not have to crank. This makes it possible for riders with less stamina or physical abilities to cover further

distances without any problems.

## Power assist devices

Power assist devices do not have a manual drive. It is driven solely by the electric motor.

In contrast to handbikes, Power assist devices can be made much more compact. The lack of a chain drive makes Power assist devices require less maintenance.

Power assist devices, depending on the model, enable long ranges, a high level of comfort and the ability to negotiate slopes. High-quality brakes, however, also make it possible to negotiate wide slopes safely.

# Handbikes and Power assist devices

## Adaptation devices as aids

### These are tools

Assistive devices are products that compensate for or prevent a disability, but they are not everyday objects. They help people with illnesses or disabilities to live more self-determined lives in everyday life. The best-known aids include wheelchairs, walkers and hearing and vision aids.

### Entitlement to aids

„Insured persons are entitled to the provision of aids which are necessary in individual cases in order to ensure the success of a medical treatment, to prevent a threatening disability or to compensate for a disability, insofar as the aids are not to be regarded as general objects of daily use or are excluded according to § 34 para 4 SGB V.“ Abbreviated quote from a ruling of the Federal Social Court<sup>2</sup>.

### These are aid numbers

An aid number consists of different sequences of digits, each of which is assigned to a category. A medical aid that is subject to compulsory benefits is assigned such a number. The numbers are assigned by the GKV-Spitzenverband Bund

der Krankenkassen. It serves as an orientation aid in the provision of medical aids.

Aid numbers can facilitate the application for cost coverage by the health and long-term care insurance funds, as the aid to be found under them is subject to the obligation to pay benefits of the health and long-term care insurance funds. The medical aids that are subject to payment can be found in the list of medical aids of the GKV-Spitzenverband<sup>1</sup>.

### Adaptive devices from Stricker in the list of aids

Aid numbers facilitate an application for cost coverage by a cost bearer. Therefore, Stricker always strives to successfully apply for suitable aid numbers. Various models and their designs are already listed in the list of medical aids. Which models have an aid number can be found on the respective product pages of this brochure or on the website.

### Use of hand bikes and Power assist devices

Adaptive devices from Stricker have different benefits.

First and foremost, Handbikes and

Power assist devices for wheelchairs enable the extension of the mobility radius by mechanically and/or electrically supporting and facilitating locomotion.

Since the wheelchair with the stem becomes a three-wheeled vehicle with a large wheel, it is also accessible on otherwise inaccessible surfaces or places. It also makes it possible to drive at walking speed or wheelchair speed. This is because the small castors of the wheelchair are lifted several centimeters off the ground. Instead, a much larger castor wheel provides the necessary grip. Small obstacles such as potholes or cobblestones that could otherwise throw the driver out of the wheelchair thus become less important. Furthermore, all devices except the Lomo 360 have brakes.

## All positive aspects at a glance

- ✓ Strengthening the upper body muscles through handbikes
- ✓ Coordination training of body and mind through handbikes
- ✓ Extension of the mobility radius
- ✓ Safe driving even at faster speeds
- ✓ Barriers are overcome. New places become accessible
- ✓ Positive promotion of social integration and the associated better quality of life

## More info

Further information on this topic is available at [www.stricker.bike/de/aids](https://www.stricker.bike/de/aids)



This QR code can be scanned with a suitable app or through the mobile phone camera.

<sup>1</sup>) The digital list of therapeutic appliances of the GKV-Spitzenverband can be viewed online free of charge at <https://hilfsmittel.gkv-spitzenverband.de>.

<sup>2</sup>) The judgement of the Federal Social Court with the file number B 3 KR 12/10 R is available for download free of charge as a PDF file at [www.stricker-handbikes.de/en/service-media/downloads](https://www.stricker-handbikes.de/en/service-media/downloads).



# Stricker Handbikes

## The right one for everyone

### Individual in every detail

Products from Stricker can often be adapted to the respective needs of the user down to the last detail. For example, we offer a successful selection of equipment types from the outset, such as Tetra, children's and youth equipment, as well as many other special features.

But Stricker also leaves nothing to be desired in terms of shape and color. In addition to a selection of coatings such as the carbon coating as well as house and basic colors, it is also possible to have the adaptive device shine in the color of your choice from the RAL color system.

### For quadriplegics

People with tetraplegia have particularly high requirements. Since many motor skills are often severely limited, classic mechanical inputs such as turning the twist grip or pulling the brake cable have to be rethought and revised.

That is why we also offer tetraplegic equipment for most of our handbikes and Power assist devices. In this equipment form, our products meet the high requirements of tetraplegia without neglecting safety aspects.

### For sports enthusiasts

In addition to the purely electric Power assist devices, Stricker has a successful selection of purely manual or hybrid handbikes, which offer something for all users. For riders who can do without motor assistance and would like to do so, we offer various purely manually operated adaptive bikes in the „City“ and „Ultra“ model series, which meet a wide range of requirements.

### For children and young people

Stricker devices are particularly suitable for children and adolescents. This is because the high adaptability of the adaptive devices makes it possible to adjust the pretensioning to the changing body size.

This makes it possible to use it over many years and some growth phases to a certain extent without much effort.

Our manual handbikes for children and young people have an aid number.



# We enable *Individualizations*



## Colors and coatings

Our adaptive devices come in inspiring variety, because they can be coated in all possible colors. In addition to our basic as well as house colors, it is possible to choose the future vehicle in your own desired color from the RAL color system. The frame and fork are powder-coated or anodized in a unique accent color.

## Color variants

There are no limits to your desired colors, but they are only possible in combination with a surcharge. Whereas our basic colors come without any surcharge at all.

A compromise between both variants is offered by the house colors, which are cheaper than the desired colors due to the stock situation. You can find the available color variants in our offer form.

## Carbon coating

The various plastic parts such as covers, housings and mudguards can be coated with a carbon look coating on request and for an additional charge. The coating options depend on the model and equipment and must be taken from the offer form.





# *We enable* **Individual solutions**



## Personal requirements

Adaptation equipment from Stricker can be largely adapted to the rider's requirements. For example, it is no problem to fit a half-sided Tetra equipment, a leg fixation for stiffeners or other adaptations such as thumb throttle instead of twist throttle.

It is also possible to exchange and assemble components that we use for components that are ordered at your own request.

## Country-specific solutions

The different countries and cultures of the world have different tastes, different desires, but also different laws.

In order to nevertheless meet local requirements, we not infrequently develop country-specific devices with the criteria that apply there.

The latest achievements include the Smart Wild Swiss, the Crossbike Swiss and the Lipo Lomo Japan, which have been adapted to local regulations and requirements.

## Limits of individual solutions

Even though we would like to meet all the needs of our clients, we have to admit to limits and be realistic about what we want.

Thus, the limits are linked to various criteria such as the safety of the driver, the durability of the solution and also the economic efficiency of the implementation.

These limits are assessed on a case-by-case basis by our experienced technicians or by our management.

# Unique Frame system

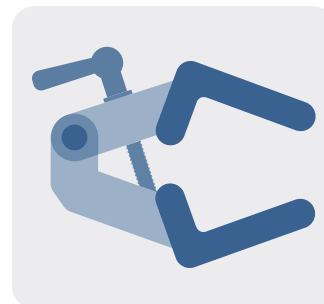
The universal clamping system from Stricker is unique worldwide. The sophisticated and highly flexible system can be coupled to various frame and profile shapes.

The qualitative workmanship together with the high-quality materials ensure a rigid, secure connection. This

creates a unified composite of wheelchair and adaptive device.

The patented Stricker clamping system allows the adaptation of the Handbikes and Power assist devices to most wheelchairs without any further accessories or modifications to the wheelchair.

A wheelchair can be changed after only one simple adjustment and within a few minutes. This allows the adaptive equipment to be used for rental and the user to be changed smoothly and without complications, as well as to be used again.

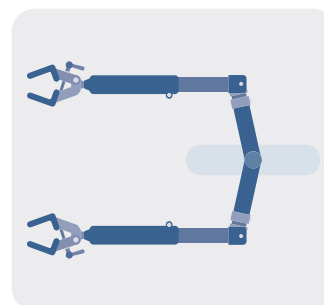
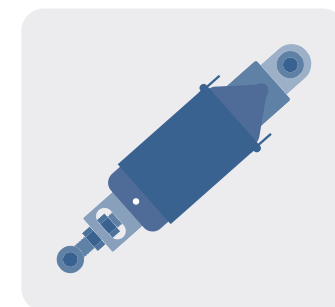


## Clamp

The clamping jaws of the clamping device adapt to any profile shape of the wheelchair. They enclose the frame profile from all sides. This creates a firm bond between the wheelchair and the clamp.

## Automatic grid

The reliable mechanism of the self-developed automatic latch ensures easy lifting of the castors on the wheelchair. The automatic latch can be activated and deactivated by lightly pressing in the latch flap. It can be operated even with little motor skills in arm and hand.



## Frame

The robust and sophisticated frame system made of high-quality bicycle steel with chrome-molybdenum alloy allows enormous flexibility with high stability and stiffening, so that the frame can be adjusted to different angles. This allows adaptation to a wide variety of frame as well as wheelchair shapes and enables the leader to be coupled with most wheelchairs even without adapters or conversions. The U-shaped frame profile protects the legs from the outside.

# Enormous Wheelchair compatibility

## Wheelchair compatibility

The Stricker clamping system is compatible with most wheelchairs without any adapters or modifications.

To ensure that this compatibility can also be guaranteed, Stricker strives to obtain compatibility declarations<sup>1</sup> in cooperation with various wheelchair manufacturers.



## Adapter without conversion

In some cases it is possible that adapters or reinforcements of the wheelchair are necessary, for example with removable footrests. But here, too, Stricker offers various approaches to solutions. It is not necessary to permanently modify the wheelchair.

Thanks to its high level of expertise and many years of experience, Stricker has a sufficient range of profile clamps and other adaptations for a wide variety of wheelchair types and their manufacturers to ensure maximum compatibility.

## General adapter

If the clamping device does not fit easily on the wheelchair for various reasons, the general adapter can be used.

This is mounted to a suitable and rigid location on the wheelchair via the clamps of the general adapter and then protrudes forwards beyond the wheelchair frame. This creates a new possibility to connect the adaptive device to the wheelchair.

Due to the new composite, the forces that occur during a ride with an adaptive device are distributed on

## Front fix for swiveling footrests

Swiveling footrests can be firmly fixed and secured with an adaptable reinforcement, the so-called Vorbaufix.

As a result, the forces that occur during the ride are transferred and distributed to the entire frame of the wheelchair. Thus, the footrests are not bent or otherwise damaged even during demanding rides.

The Front Fix is fixed to the frame of the wheelchair with easy-to-release profile clamps. For this purpose, the wheelchair is not modified in any way, drilling holes is not necessary. The adapter can be fastened with a handle, but can also be loosened



the frame of the wheelchair, also like with the Vorbaufix. Despite the adapter being mounted, the footrests can still be removed.



again, for example, for transport or to swing away the footrests.



<sup>1</sup>) We provide the compatibility declarations for the manufacturers and wheelchair models, if available, on request to [@info@stricker-handbikes.de](mailto:info@stricker-handbikes.de).

# High Quality requirements



## We promise quality

**5** Years warranty  
on frame parts

**2** years warranty  
on batteries and electronics

Further information at [www.stricker-handbikes.de/agb](http://www.stricker-handbikes.de/agb)

### High quality materials

When purchasing components, we pay strict attention to the quality of the different parts and subject them to a demanding quality control.

In addition to the global purchasing market, many of our components are not only produced in Germany, but also regionally by our reliable partners.

### Qualified employees

Our employees work with the utmost care and attention to detail. Many of the employees have several decades of experience, which is noticeable in every step of the production.

### Quality control

Stricker subjects all units to above-average quality control. Each unit is thoroughly tes-

ted at the factory before delivery.

The plant in Bühl offers optimal conditions for this. The test tracks on the mountain run on different subsoils and contain various and long-lasting degrees of inclination.

In addition, we subject our models to further tests and examinations for various international certifications, which distinguish our qualitative products.

# Customer satisfaction

## Best customer service

### Stricker moves man and heart

Since 1989, Stricker has been moving people and hearts to contribute to the happiness of its customers.

For the Stricker company, customers are the true heroes, because their wishes and suggestions are the benchmark for the incentive, innovation and success of the Stricker brand. This makes it all the more important for the family-run company to satisfy every customer.

The competent customer service is available by telephone and also by e-mail for all concerns. No distinction is made between new and existing customers, because every customer deserves the best service.

### Qualified field service throughout Germany

In Germany, Stricker's own qualified field service is available throughout the country for advice and training as well as sales and trials.

It is also possible for this person to realize on-site visits in order to make the appointment as convenient as possible for customers or interested parties.

The field service is not only available to private customers, but also advises and trains institutions, clinics or presents our products at events.

### Free trial

Customer satisfaction is the most important thing for the company, because Stricker is aware that success is generated by customers.

To make sure that every customer is provided with the right device, Stricker also offers free and non-binding initial trials. In this way, it is already guaranteed before the purchase that the device will meet the always different needs of the customers.

The special thing about this is that these tests can usually be carried out by our field service in the domestic environment, i.e. where the unit is used.



# Our Brand ambassadors



**Thomas Weinsheimer**

Thomas has been part of the Stricker brand ambassadors since 2022. The trained cook, track and field athlete and wheelchair marathon driver has been in a wheelchair since his accident in November 1985.

At 17, Thomas was hit by a car while riding his moped, resulting in paraplegia.

Today, Thomas gives professional advice on aids and shares his experiences on Facebook.

 [thomas.weinsheimer.9](https://www.facebook.com/thomas.weinsheimer.9)



**María Paz Díaz**

The former Paralympic tennis player from Chile has been part of the Stricker brand ambassadors since 2020.

At the age of eighteen, she was shot at waist level on her way back from a party, damaging part of her spinal cord. As a model, author and motivational speaker, she travels the world and shares her experiences on Instagram.

 [mariadiazob](https://www.instagram.com/mariadiazob)



**Maik Winkler**

The photographer has been part of the Stricker brand ambassadors since 2021.

More than 20 years ago, Maik discovered his passion for photography with a focus on high fashion and hair fashion. After his work even reached national awards, he started nature and wildlife photography as a balance. With his cross bike he rides far into the landscape and transports his equipment.

 [Instagram maik\\_winkler\\_photography](https://www.instagram.com/maik_winkler_photography)  
 [link maikwinkler.de](https://link.maikwinkler.de)



**David Lebuser**

WCMX (wheelchair skating) is his passion. Together with his wife Lisa, he founded the non-profit project "Sit'n'Skate", which has made wheelchair skating one of the most popular wheelchair sports in Germany.

David has been part of the Stricker brand ambassadors since 2022. His Stricker power assist device is his reliable traveling companion on his international competitions and travels but also in his everyday life.

 [datlebbe](https://www.instagram.com/datlebbe)


 [sitnskate.de](https://sitnskate.de)

## You too can become a brand ambassador

Are you enthusiastic about our adaptive devices and would like to help us improve the quality of life of many other people? Or are you planning a special project in which you would like to integrate our products?

Then contact us today and share your creative ideas with us! We are excited and look forward to achieving great things together with you!

 [www.stricker.bike/ambassador](https://www.stricker.bike/ambassador)





# Stricker People Customer stories



Malte Illner

Since the flood disaster, Malte has been supporting the people in the Ahr valley. He digs, welds and works as hard as he can - without taking care of himself or his Power assist device Lipo Lomo, which clearly suffered as a result.

After a personal meeting at the Stricker factory in Bühl, it was clear to everyone that things could not go on like this. So the helpers of the Walporzheim helpers' workshop came up with the idea of a call for donations for Malte to enable him, together with the Stricker company, to buy a new cross bike that could cope with the circumstances on site.



Sven Ongenae

Sven had an accident on his way to work at the age of 24. He broke several cervical vertebrae, leaving him paralyzed downwards from the chest. He then began his 18-month rehabilitation at the Pellenberg rehabilitation clinic.

Since then, Sven has completed around 12,400 km a year, with the active support and constant motivation of his friends and acquaintances. He regularly shares his stories with the world on his Instagram.



Julian Blecher

To make his journey home after two years in Barcelona (Spain) as exciting as his stay, Julian had the idea to make it a 1,400 km handbike tour with many experiences.

From Barcelona to Dillenburg in twelve days. With almost 100 kilometers a day, Julian fought his way from Spain over the Pyrenees through France to Germany.

In his stories, Julian tells of his unique experience.



Saulius Petkevičius

From a young age, Saulius was interested in aviation and technology. After successfully building three microlights himself and spending more than 300 hours in the air, Saulius decided to buy an aeroplane set, where a small mistake - a 5 mm crooked screw - led to a tragic plane crash.

In his story, Saulius talks about how he dealt with this and what motivated him to ride his handbike.

## Share your story

Encourage or inspire people  
around the world with  
your story

[www.stricker.bike/people](http://www.stricker.bike/people)



# STRICKER

[WWW.STRICKER-HANDBIKES.DE](http://WWW.STRICKER-HANDBIKES.DE)







# Our Products





# Power assist devices



# LIPO LOMO PICO

The Lipo Lomo Pico is a faithful travel companion. With its optional 8- or 12-inch front wheel, the traction aid easily grips uneven surfaces such as the beach promenade, the old town or a gravel path.

The small turning circle combined with reverse gear makes for easy maneuvering, even in tight or crowded places such as public transport or lifts.

If the stem is out of the way, for example when visiting a restaurant, the Lipo Lomo Pico can be separated from the frame with a flick of the wrist and put to one side. What particular-

ly stands out is the compactness of the Lipo Lomo Pico. Thanks to the small design and the retractable handles, it fits into a suitably sized hard case and can be easily transported. This makes the Lipo Lomo Pico particularly suitable for travelling.

With a maximum battery capacity of 300 watt hours, up to two batteries can be taken on the plane or cruise ship as part of the disabled vehicle.



## Technical data

<b>Type</b>	Power assist device
<b>Type of drive</b>	Wheel hub motor
<b>Motor</b>	350 watt motor power
<b>Available maximum speeds</b>	6 km/h, 10 km/h, 15 km/h, 25 km/h
<b>Standard battery</b>	36 V 8.3 Ah (300 Wh)
<b>Charger</b>	42 V 1.35 A
<b>Display</b>	Bicycle computer and capacity indicator

<b>Rim size</b>	8 inch or 12 inch
<b>Brake mechanics</b>	Disc brake with one (8 inch) or two (from 12 inch) calipers
<b>Brake lever</b>	On handlebars left and right, one lockable
<b>Transport weight</b>	From 9.5 kg without weights and battery
<b>Max. User weight</b>	Standard load up to 120 kg user load



## Special features

- ✓ Electric Power assist devices
- ✓ Well suited for travel
- ✓ Well suited for Public transport
- ✓ Very small turning circle
- ✓ Compact and dismantlable
- ✓ Lipo Lomo Pico Stand
- ✓ Lipo Lomo Pico Centre Grid
- ✓ Air transport with up to two 36 V 8.3 Ah batteries in hand luggage  
Possible as a vehicle for the disabled
- ✓ 36 Volt (Lipo) System

## Special equipment

- ✓ Tetra equipment
- ✓ 14 Ah (504 Wh) battery (not suitable for flying)
- ✓ Weights on the fork (from 12 inches)
- ✓ Hydraulic disc brake
- ✓ TÜV approval from 6 km/h to 15 km/h
- ✓ KLICKfix holder
- ✓ Carbon coating



# STRICKER

## MICRO GX

The compact all-rounder! The new Micro GX is the innovative further development of the popular Lipo Lomo Micro model series, which sets new standards in terms of mobility. This advanced power assist device comes with a 12-inch wheel and powerful 500 watt gearless motor..

The cockpit of the Micro GX impresses with its minimalist, modern design and a variety of innovative functions such as cruise control with hill descent assist, automatic engine braking and traction assist. A special highlight is the revolutionary bidirectional throttle, which enables forward and reverse travel as well as stepless engine braking with simultaneous energy reco-

very in just one control unit.

The intelligent engine braking functions (cruise control, automatic brake, bidirectional throttle) also significantly increase driving safety and comfort. In addition, brake wear is greatly reduced, which means that brake pads need to be replaced less frequently.



### Technical data

<b>Type</b>	Power assist device
<b>Aid number</b>	18.99.04.0040
<b>Free color highlights</b>	Black & silver, blue, green, orange and red
<b>Antriebsart</b>	Wheel hub motor
<b>Motor</b>	1,000 watts peak power
<b>Available maximum speeds</b>	6 km/h, 10 km/h, 15 km/h, 25 km/h
<b>Standard battery</b>	48 V 13 Ah (634 Wh)
<b>Charger</b>	54,6 V 3,0 A

<b>Display</b>	Color display
<b>Rim size</b>	12 inch
<b>Brake mechanics</b>	Disc brake with two brake callipers, engine brake
<b>Brake lever</b>	On the handlebars on the left and right, one lockable
<b>Transport weight</b>	From 17 kg without weights and battery
<b>Max. User weight</b>	Standard load up to 120 kg user load, more than 120 kg possible on request



## Special features

- ✓ Electric Power assist devices
- ✓ Allrounder
- ✓ Small turning circle
- ✓ Bidirectional throttle
- ✓ Cruise control with hill descent assistant
- ✓ Automatic brake
- ✓ Traction assist / indoor mode
- ✓ Slim design
- ✓ Free highlight kits
- ✓ Long range, up to 50 km
- ✓ 48 Volt system
- ✓ Modern color display
- ✓ USB connection via battery
- ✓ Reduced brake wear thanks to engine braking function

## Special equipment

- ✓ Tetra equipment
- ✓ Extra range: up to 60 km with 17 Ah (504 Wh) battery and with double battery even up to 120 km
- ✓ 6 Ah (300 Wh suitable for air travel)
- ✓ Handlebar stem with tool-free quick adjustment
- ✓ Double batteries in parallel mounting
- ✓ Weights on the fork
- ✓ TÜV approval from 6 km/h to 15 km/h
- ✓ KLiCKfix mount and Waldkilo luggage carrier
- ✓ Different throttle grip positions and classic throttle
- ✓ New mounting position for pockets in the knee area (easily accessible from the wheelchair)
- ✓ Cell phone holder on the handlebars
- ✓ Hydraulic brake
- ✓ Long side arms



# STRICKER

## LOMO GX

The powerful all-rounder - the new Lomo GX is the innovative further development of the popular Lipo Lomo model series, which sets new standards in terms of mobility. This advanced power assist device offers two variants: a 14-inch variant with a powerful 1000 watt gearless motor for excellent all-round capabilities and a 16-inch variant with a 500 watt geared motor, ideal for extremely mountainous terrain.

The cockpit of the Lomo GX impresses with its minimalist, modern design and a variety of innovative functions such as cruise control with hill descent assist, automatic engine braking and traction assist. A special highlight is the revolutionary bidirectional throttle, which enables

forward and reverse driving as well as stepless engine braking with simultaneous energy recovery in just one control unit.

The intelligent engine braking functions (cruise control, automatic brake, bidirectional throttle) also significantly increase driving safety and comfort. In addition, brake wear is greatly reduced, which means that brake pads need to be replaced less frequently.



### Technical data

<b>Type</b>	Power assist device
<b>Aid number</b>	18.99.04.0041
<b>Free color highlights</b>	Black & silver, blue, green, orange and red
<b>Type of drive</b>	Wheel hub motor
<b>Motor</b>	1,250 watts peak power (direct drive) in the 14-inch version, 750 watts peak power (geared motor) in the 16-inch version
<b>Available maximum speeds</b>	6 km/h, 10 km/h, 15 km/h, 25 km/h
<b>Standard battery</b>	48 V 13 Ah (634 Wh)
<b>Charger</b>	54,6 V 3,0 A

<b>Display</b>	Color display
<b>Rim size</b>	14 inch and 16 inch
<b>Brake mechanics</b>	Disc brake with two brake callipers, engine brake
<b>Brake lever</b>	On the handlebars on the left and right, one lockable
<b>Transport weight</b>	From 20 kg without weights and battery in the 14 inch version, from 17 kg without weights and battery in the 16 inch version
<b>Max. User weight</b>	Standard load up to 120 kg user load, more than 120 kg possible on request





## Special features

- ✓ Electric Power assist devices
- ✓ Allrounder
- ✓ Small turning circle
- ✓ Bidirectional throttle
- ✓ Cruise control with hill descent assistant
- ✓ Automatic brake
- ✓ Traction assist / indoor mode
- ✓ Slim design
- ✓ Free highlight kits
- ✓ Long range, up to 50 km
- ✓ 48 Volt system
- ✓ Modern color display
- ✓ USB connection via battery
- ✓ Reduced brake wear thanks to engine braking function
- ✓

## Special equipment

- ✓ Tetra equipment
- ✓ Extra range: up to 60 km with 17 Ah (504 Wh) battery and with double battery even up to 120 km
- ✓ 6 Ah (300 Wh suitable for air travel)
- ✓ Handlebar stem with tool-free quick adjustment
- ✓ Double batteries in parallel mounting
- ✓ Weights on the fork
- ✓ TÜV approval from 6 km/h to 15 km/h
- ✓ KLiCKfix mount and Waldkilo luggage carrier
- ✓ Different throttle grip positions and classic throttle
- ✓ New mounting position for pockets in the knee area (easily accessible from the wheelchair)
- ✓ Cell phone holder on the handlebars
- ✓ Hydraulic brake
- ✓ Long side arms



The pictures show a Lomo GX with blue highlight kit and optional equipment such as weights and mounting stand with rolling balls.

# CROSSBIKE

The youngest family member in Stricker history, the Crossbike, trumps with an unbeatable motor power of either 1500 watts or 2000 watts for boundless adventures and pure action.

The Crossbike is an electric Power assist device in a class of its own for all freedom lovers who don't want to accept any obstacles!

With this powerful Power assist device, you can fulfil your dream of independence beyond known limits. With different speeds, it guarantees dynamic performance on forest & field

paths, trails, mountain tours and for every sporty off-road spectacle. With its road tires, the cross bike is also suitable in the city or for accompanying bike tours.

With its various features such as recuperation to recover energy through braking, reverse gear, cruise control and even its own aid number, the cross bike is quite something to behold.



## Technical data

<b>Type</b>	Power assist device
<b>Aid number</b>	18.99.04.0033
<b>Type of drive</b>	Wheel hub motor
<b>Motor</b>	Choice of 1,500 or 2,000 watt motor power, 1,000 watt motor power in the 14 inch version
<b>Available maximum speeds</b>	6 km/h, 10 km/h, 15 km/h, 25 km/h
<b>Standard battery</b>	48 V 13 Ah (634 Wh)
<b>Charger</b>	54.6 V 3.0 A
<b>Display</b>	Color display

<b>Rim size</b>	16 inch
<b>Brake mechanics</b>	Two disc brakes with their own brake disc, Engine brake with regeneration
<b>Brake lever</b>	On handlebars left and right, one lockable
<b>Transport weight</b>	From 20 kg without weights and battery
<b>Max. User weight</b>	Standard load up to 120 kg user load, more than 120 kg possible on request



## Special features

- ✓ Electric Power assist devices
- ✓ Aid number available
- ✓ Enormous performance
- ✓ Suitable for off-road and road
- ✓ Small turning circle
- ✓ Dynamic performance
- ✓ regeneration
- ✓ High range
- ✓ 48 Volt system
- ✓ Modern color display
- ✓ USB connection via battery

## Special equipment

- ✓ Tetra equipment
- ✓ 2000 watt motor for extreme mountain capability
- ✓ Waldkilo luggage carrier
- ✓ 17 Ah (504 Wh) battery
- ✓ Double batteries in parallel mounting
- ✓ Second battery on Waldkilo luggage carrier
- ✓ Weights on the fork
- ✓ Hydraulic disc brake
- ✓ Synchronously moving brake calipers
- ✓ TÜV approval from 6 km/h to 15 km/h
- ✓ KLICKfix holder
- ✓ Carbon coating



The pictures show a cross bike with optional equipment such as tires, weights, Waldkilo luggage rack, special color and double battery.





# Hybrid handbikes

# LIPO SMART

With the Lipo Smart, you can also master climbs when your strength begins to lag, thanks to the motor assistance. Of course, it can also be activated with full muscle power, so that the ride is made completely easier.

The intelligent pedelec sensor detects the crank movement and activates the motor in various adjustable stages. The hybrid system, together with the different levels, ensures a speedy ride. The sensor reacts to the crank movement of the rider and enables riding with little effort. With the selectable assistance level, the Lipo Smart is also well

suitable for sporty, aspiring riders.

The Lipo Smart is also suitable for quadriplegics with the optional Tetra equipment.



## Technical data

<b>Type</b>	Hybrid handbike
<b>Type of drive</b>	Wheel hub motor and hand crank with chain drive (pedelec)
<b>Motor</b>	250 Watt nominal motor power
<b>Available maximum speeds</b>	Motor assistance up to 25 km/h
<b>Standard battery</b>	36 V 14 Ah (504 Wh)
<b>Charger</b>	42 V 1.35 A
<b>Display</b>	Bicycle computer and capacity indicator

<b>Aisles</b>	8 speed derailleur
<b>Chainring</b>	Top: 44   Bottom: 40/34/28/22/18/15/13/11
<b>Rim size</b>	16 inch, 20 inch or 24 inch
<b>Brake mechanics</b>	Riding brake (2 brake calipers on one disc)
<b>Brake lever</b>	On the cranks left and right, one lockable
<b>Transport weight</b>	From 16.5 kg without weights and battery
<b>Max. User weight</b>	Standard load up to 120 kg user load, more than 120 kg possible on request



## Special features

- ✓ Hybrid handbike
- ✓ Sporting benefit
- ✓ High range
- ✓ Operable with little force
- ✓ No road approval necessary
- ✓ 36 Volt (Lipo) System
- ✓ Motor support through crank sensor

## Special equipment

- ✓ Tetra equipment
- ✓ Double batteries in parallel mounting
- ✓ Triple batteries
- ✓ 48 V system
- ✓ Back-pedaling equipment with automatic on-switch
- ✓ Weights on the fork
- ✓ Synchronously moving brake caliper
- ✓ Planetary gear
- ✓ Waldkilo luggage carrier
- ✓ KLIICKfix holder
- ✓ USB connection via on-board power supply
- ✓ Carbon coating
- ✓ Mountain drive for more torque



# STRICKER

## SMART WILD

Mountains are the favorite region of the hybrid handbike Smart Wild. Thanks to the powerful motor, tours in the mountains can be mastered. But the powerful motor also offers pure riding pleasure in flat areas. In addition, there is a high level of driving safety and a strong braking effect thanks to the wide and particularly grippy tires and the motor brake. With the Smart Wild, you can experience an adventure that never seems to end.

The Smart Wild brings life to everyday life. Turn the crank once and off you go through the middle! You are fast and literally have

everything under control. The agile acceleration gives you an overwhelming feeling of freedom while offering great comfort. Whether on roads, gravel paths or dirt tracks - the Smart Wild makes every one of your riding moments a very special one.

The Smart Wild exceeds the maximum legally permitted motor power of 250 watts for pedelec bicycles in Germany and is not permitted for public road traffic according to the StVZO.



### Technical data

<b>Type</b>	Hybrid handbike
<b>Type of drive</b>	Wheel hub motor and hand crank with chain drive (pedelec )
<b>Motor</b>	1,500 watt peak motor power
<b>Available maximum speeds</b>	Motor assistance up to 25 km/h
<b>Standard battery</b>	48 V 13 Ah (634 Wh)
<b>Charger</b>	54.6 V 3.0 A
<b>Display</b>	Color display

<b>Aisles</b>	16 speed derailleur
<b>Chainring</b>	Top: 56/24   Bottom: 32/28/24/21/19/17/15/13
<b>Rim size</b>	20 inch
<b>Brake mechanics</b>	Riding brake (2 brake calipers on one disc)
<b>Brake lever</b>	On the cranks left and right, one lockable
<b>Transport weight</b>	From 26 kg without weights and battery
<b>Max. User weight</b>	Standard load up to 120 kg user load, more than 120 kg possible on request





## Special features

- ✓ Hybrid handbike
- ✓ Sporting benefit
- ✓ High range
- ✓ Enormous performance
- ✓ Enormous recoverability
- ✓ Motor support through crank sensor
- ✓ Synchronously moving brake caliper
- ✓ 48 V system

## Special equipment

- ✓ Second battery on Waldkilo luggage carrier
- ✓ Back-pedaling equipment with automatic on-switch
- ✓ Weights on the fork
- ✓ Planetary gear
- ✓ Waldkilo luggage carrier
- ✓ KLiCKfix holder
- ✓ USB connection via on-board power supply
- ✓ Cruise control
- ✓ Carbon coating



# HANDBIKES

The illustrations show a Smart Wild with optional equipment such as weights.

# STRICKER

## SMART DYNAMIC

High performance, dynamic drive and a natural driving feel - that's what the Smart Dynamic's highly efficient drive system, developed by us, is all about.

Equipped with a torque sensor optimized for crank drive, the Smart Dynamic recognizes the muscle power provided at the crank and dynamically adds motor assistance. Via five adjustable levels, the assistance can be adapted to your own wishes and to suit the current route.

Together with the sensor, the intelligent control system ensures regulated traction, which has a significant effect on driving behavior and enables controlled starting even on loose surfaces.

The Smart Dynamic is also a real eye-cat-

cher visually. The flat color display is modern, compact and has various information about the distance, speed and capacity. The display control is located on the handle above the thumb throttle, optionally on the left or right.

A standard 8-speed is shifted via the SRAM grip shifter, which is located on the grip.

If the rider's power reserves are exhausted, the integrated PAS mode can also be used without power. The thumb throttle, which accelerates the Smart Dynamic up to 6 km/h without moving the crank, is suitable for starting uphill.



### Technical data

<b>Type</b>	Hybrid handbike
<b>Type of drive</b>	Wheel hub motor and hand crank with chain drive (pedelec )
<b>Motor</b>	250 Watt nominal motor power
<b>Available maximum speeds</b>	Motor assistance up to 25 km/h
<b>Standard battery</b>	48 V 13 Ah (634 Wh)
<b>Charger</b>	54.6 V 3.0 A
<b>Display</b>	Color display

<b>Aisles</b>	8 speed derailleur
<b>Chainring</b>	Top: 46   Bottom: 40/34/28/22/18/15/13/11
<b>Rim size</b>	20 inch or 24 inch
<b>Brake mechanics</b>	Riding brake (2 brake calipers on one disc)
<b>Brake lever</b>	On the cranks left and right, one lockable
<b>Transport weight</b>	From 24 kg without weights and battery
<b>Max. User weight</b>	Standard load up to 120 kg user load, more than 120 kg possible on request



## Special features

- ✓ Hybrid handbike
- ✓ Sporting benefit
- ✓ High range
- ✓ No road approval necessary
- ✓ Dynamic engine support through Torque sensor
- ✓ High performance
- ✓ High load capacity
- ✓ Synchronously moving brake caliper

## Special equipment

- ✓ Second battery on Waldkilo luggage carrier
- ✓ Weights on the fork
- ✓ Shimano XT 11-speed electric gears with 11 - 46 cassette
- ✓ Waldkilo luggage carrier
- ✓ KLICKfix holder
- ✓ Carbon coating



# HANDBIKES

The illustrations show a Smart Dynamic with optional equipment such as a kickstand and carbon coating.





# Manual handbikes

# STRICKER

## CITY 7

Completely independent - even of sockets, which only works in fully manual operation. The City 7 is known for its low maintenance and very easy operation.

In various versions and configurations, it has all the basic functions of a manual handbike. This model also offers the choice between toothed belt or chain drive.

The City 7's twist shifter is located on the handlebar, which keeps the cranks free of cables. Braking is done by a reliable coaster brake. Another V-brake for parking is mounted on the frame.

The City model series also serves as opti-

mal training and leisure equipment for people with suitable physical abilities. Through the movement sequences, muscles can be strengthened and built up and coordination trained.



## Technical data

<b>Type</b>	Manual handbike
<b>Type of drive</b>	Hand crank with chain drive or toothed belt drive
<b>Display</b>	Bicycle computer

<b>Aisles</b>	7-speed hub gears, twist-grip gears on the handlebars
<b>Chainring</b>	Top: 38   Bottom: 24
<b>Rim size</b>	20 inch or 24 inch
<b>Brake mechanics</b>	V-brake as parking brake and coaster brake
<b>Brake lever</b>	On the cranks left and right, one lockable
<b>Transport weight</b>	From 12 kg
<b>Max. User weight</b>	Standard load up to 120 kg user load, more than 120 kg possible on request



## Special features

- ✓ Manual handbike
- ✓ Sporting benefit
- ✓ 7 speed hub gears
- ✓ Twist-grip gear shifter on the grab handle
- ✓ Back-pedaling equipment

## Special equipment

- ✓ Tetra equipment
- ✓ 8 gear shift
- ✓ Weights on the fork
- ✓ Planetary gear
- ✓ Chain guard
- ✓ Toothed belt drive
- ✓ KLICKfix holder
- ✓ Waldkilo luggage carrier
- ✓ Carbon coating
- ✓ Gear lever on the ergo grip
- ✓ Brake lever on the ergo handle



# HANDBIKES

# STRICKER

## CITY 11

With the City 11, sporty riders get full enjoyment. Shifting is done via a low-maintenance 11-speed hub gear, which provides a dynamic arrangement of gears.

The City 11 has two independent braking systems, which are operated via the two grips.

In various versions and configurations, it has all the basic functions of a manual handbike.

The City model series also serves as optimal training and leisure equipment for people with suitable physical abilities. Through

the movement sequences, muscles can be strengthened and built up and coordination trained.



## Technical data

<b>Type</b>	Manual handbike
<b>Type of drive</b>	Hand crank with chain drive
<b>Display</b>	Bicycle computer

<b>Aisles</b>	11 speed hub gears
<b>Chainring</b>	Top: 38   Bottom: 24
<b>Rim size</b>	20 inch
<b>Brake mechanics</b>	V-brake and disc brake
<b>Brake lever</b>	On the cranks left and right, one lockable
<b>Transport weight</b>	From 12 kg
<b>Max. User weight</b>	Standard load up to 120 kg user load, more than 120 kg possible on request





## Special features

- ✓ Manual handbike
- ✓ Sporting benefit
- ✓ 11 speed hub gears
- ✓ No back-pedaling equipment as standard

## Special equipment

- ✓ Tetra equipment
- ✓ Weights on the fork
- ✓ Back-pedaling equipment
- ✓ Planetary gear
- ✓ Chain guard
- ✓ KLiCKfix holder
- ✓ Waldkilo luggage carrier
- ✓ Carbon coating



# STRICKER

## CITY MAX

The City Max is the all-rounder of the manual handbikes, because with its 24 gears, this model can cope with any situation. With it, you can easily master slightly hilly or mountainous terrain and remain flexible for short rides as well as long distances.

For extensive competitions and sports enthusiasts, the City Max is the optimal companion.

As a purely manual handbike, it naturally also

benefits from other features. For example, it can be easily maintained by the user or in a bicycle workshop. With the right tools, this can even be done on the road.



### Technical data

<b>Type</b>	Manual handbike
<b>Type of drive</b>	Hand crank with chain drive
<b>Display</b>	Bicycle computer

<b>Aisles</b>	24 gears in total through 3-speed derailleur and 8 speed hub gears
<b>Chainring</b>	Top: 38/28/14   Bottom: 24
<b>Rim size</b>	20 inch
<b>Brake mechanics</b>	V-brake and disc brake
<b>Brake lever</b>	On the cranks left and right, one lockable
<b>Transport weight</b>	From 15 kg
<b>Max. User weight</b>	Standard load up to 120 kg user load, more than 120 kg possible on request




## Special features

- ✓ Manual handbike
- ✓ Sporting benefit
- ✓ Especially for sports enthusiasts

## Special equipment

- ✓ Tetra equipment
- ✓ Planetary gear
- ✓ 8 gear shift
- ✓ 14-speed Rohloff premium hub gears
- ✓ Back-pedaling equipment with automatic on-switch
- ✓ Weights on the fork
- ✓ KCLICKfix holder
- ✓ Waldkilo luggage carrier
- ✓ Carbon coating



# HANDBIKES

The illustrations show a City Max with optional equipment such as weights.

# STRICKER

## CITY COMPACT

The City Compact lives up to its name because it is light and extremely compact when folded. This makes it wonderful to transport, even in small cars.

Thanks to the quick folding mechanism, it also serves as the perfect companion when traveling, shopping or taking along on public transport.

Thanks to the toothed belt and the 7-speed hub gears, the City Compact also requires little maintenance.



### Technical data

<b>Type</b>	Manual handbike
<b>Type of drive</b>	Hand crank with toothed belt drive
<b>Display</b>	Bicycle computer

<b>Aisles</b>	7 speed hub gears
<b>Timing belt pulley</b>	Top: 69   Bottom: 40
<b>Rim size</b>	16 inch
<b>Brake mechanics</b>	V-brake as parking brake and coaster brake
<b>Brake lever</b>	On frame left or right, lockable
<b>Transport weight</b>	From 13 kg
<b>Max. User weight</b>	Standard load up to 120 kg user load, more than 120 kg possible on request



## Special features

- ✓ Manual handbike
- ✓ Sporting benefit
- ✓ Foldable
- ✓ Low maintenance toothed belt drive
- ✓ Without mounting stand
- ✓ Back-pedaling brake

## Special equipment

- ✓ Tetra equipment
- ✓ Attachment stand
- ✓ 8 gear shift
- ✓ Weights on the fork
- ✓ KCLICKfix holder
- ✓ Waldkilo luggage carrier
- ✓ Carbon coating
- ✓ Gear lever on the ergo grip
- ✓ Brake lever on the ergo handle



# HANDBIKES

The illustrations show a City Compact with optional equipment such as tetra fittings and weights.

# STRICKER

## CITY KID

A handbike especially for children, the City Kid. Manual handbikes are enormously important for children with suitable physical abilities.

Children need sporting exercise because of their urge to move. The City Kid not only supports this, but also promotes freedom of movement in an exciting way. In this way, handbikes enable participation in age-appropriate activities such as bicycle tours with friends and family.

But a handbike also greatly promotes the radius of action, because the child can independently overcome distances in a playful way.

Adaptive devices from Stricker benefit from the flexible and stable adjustment option, which enables constant adaptation to the growing body.

What sets the City Kid apart from other City models are the components specially adapted to small bodies, such as the shortened crank.



### Technical data

<b>Type</b>	Manual handbike
<b>Aid number</b>	18.51.04.0002
<b>Type of drive</b>	Hand crank with chain drive
<b>Display</b>	Bicycle computer

<b>Aisles</b>	7 speed hub gears
<b>Chainring</b>	Top: 38   Bottom: 28
<b>Rim size</b>	16 inch
<b>Brake mechanics</b>	V-brake as parking brake and coaster brake
<b>Brake lever</b>	On frame left or right, lockable
<b>Transport weight</b>	From 10 kg
<b>Max. User weight</b>	Standard load up to 120 kg user load, more than 120 kg possible on request




## Special features

- ✓ Manual handbike
- ✓ Sporting benefit
- ✓ Aid number available
- ✓ Especially for children
- ✓ Grows with\*
- ✓ Back-pedaling brake

## Special equipment

- ✓ Tetra equipment
- ✓ Planetary gear
- ✓ 8 gear shift
- ✓ Weights on the fork
- ✓ KLICKfix holder
- ✓ Waldkilo luggage carrier
- ✓ Carbon coating
- ✓ Gear lever on the ergo grip
- ✓ Brake lever on the ergo handle

\* Due to the unique frame, Stricker devices can be adapted to the user's growth to a certain extent, allowing for longer use despite a growing body.



The illustrations show a City Kid with optional equipment such as a special color and an attachable stand.

# STRICKER

## CITY YOUTH

Made for young people. The City Youth plays a major role in the life phase of adolescents growing up.

In what is already a difficult time, restrictions are an additional burden. The City Jugend can positively counteract this burden. Because adaptive devices can push the limits of the radius of action enormously and satisfy the urge to move.

Exercise is very important in this phase of life anyway, as it can significantly influence physical development.

Adaptive devices from Stricker benefit from

the dynamic adjustment option, which enables constant adaptation to the growing body.

What sets the City Youth apart from other City models are the components specially adapted to the bodies of young people, such as the shortened cranks and side arms.



### Technical data

<b>Type</b>	Manual handbike
<b>Aid number</b>	18.51.04.0001
<b>Type of drive</b>	Hand crank with chain drive
<b>Display</b>	Bicycle computer

<b>Aisles</b>	7 speed hub gears
<b>Chainring</b>	Top: 38   Bottom: 28
<b>Rim size</b>	16 inch
<b>Brake mechanics</b>	V-brake and coaster brake
<b>Brake lever</b>	On frame left or right, lockable
<b>Transport weight</b>	From 11,5 kg
<b>Max. User weight</b>	Standard load up to 120 kg user load, more than 120 kg possible on request





## Special features

- ✓ Manual handbike
- ✓ Sporting benefit
- ✓ Auxiliary means available
- ✓ Especially for young people
- ✓ Grows with\*
- ✓ Back-pedaling brake

## Special equipment

- ✓ Tetra equipment
- ✓ Planetary gear
- ✓ 8 gear shift
- ✓ Weights on the fork
- ✓ KLICKfix holder
- ✓ Waldkilo luggage carrier
- ✓ Carbon coating
- ✓ Gear lever on the ergo grip
- ✓ Brake lever on the ergo handle

\* Due to the unique frame, Stricker equipment can be adapted to the growth of the user to a certain extent, which allows for longer use despite a growing body.

The illustrations show a City Youth with optional equipment such as brake and shift levers on the ergo grip, special color and attachment stand.

# STRICKER

## ULTRA

Leisurely tours, joint outings with friends and family or sporting activities are made possible with ease by the Stricker handbike model „Ultra“.

A large number of gears in combination with a chain drive and a quick release help you to increase your sporting performance and with a lot of fun to boot.



## Technical data

<b>Type</b>	Manual handbike
<b>Type of drive</b>	Hand crank with chain drive
<b>Display</b>	Bicycle computer

<b>Aisles</b>	24 speed derailleur
<b>Chaining</b>	Top: 38/28/14   Bottom: 40/34/28/22/18/15/13/11
<b>Rim size</b>	20 inch, 24 inch or 26 inch
<b>Brake mechanics</b>	V-brake and disc brake with two calipers
<b>Brake lever</b>	On the cranks left and right, one lockable
<b>Transport weight</b>	From 12 kg
<b>Max. User weight</b>	Standard load up to 120 kg user load, more than 120 kg possible on request




## Special features

- ✓ Manual handbike
- ✓ Sporting benefit
- ✓ Especially for sports enthusiasts
- ✓ Dynamic shifting, 24 gears


## Special equipment

- ✓ Tetra equipment
- ✓ Planetary gear
- ✓ 14-speed Rohloff premium hub gears
- ✓ Weights on the fork
- ✓ KLICKfix holder
- ✓ Waldkilo luggage carrier
- ✓ Carbon coating



# HANDBIKES

The pictures show a City Compact with optional equipment such as KLICKfix holders.





# Stem

# STRICKER

## LOMO 360

With the Lomo 360, the wheelchair becomes an all-terrain tricycle in no time at all. Simply clamp it to the front frame of the wheelchair, lift the castors and roll off. Experience pure freedom of movement and a revolutionary driving experience! The Lomo 360 is also ideal for wheelchairs with electronically driven rear wheels.

Optionally, the Lomo 360 can be equipped with reliable and effective brakes, which significantly improves safety in the wheelchair.

The brakes can also be mounted on one of

the wheelchair's handles (remote brake) via a brake cable, thus enabling operation by an attendant. The Lomo 360 can also be equipped with an optional handlebar.



### Technical data

<b>Type</b>	Stem
<b>Type of drive</b>	No drive available

<b>Rim size</b>	12 inch or 16 inch
<b>Brake mechanics</b>	Without
<b>Transport weight</b>	From 5 kg
<b>Max. User weight</b>	Standard load up to 120 kg user load, more than 120 kg possible on request



## Special features

- ✓ Stem without drive
- ✓ 360 ° rotatable fork
- ✓ Unrestricted turning circle
- ✓ Well suited for severely disabled persons or Children with accompanying person
- ✓ Well suited for day trips
- ✓ Without mounting stand


## Special equipment

- ✓ Bicycle basket
- ✓ Remote brake for attendant  
The brake handle is attached to the wheelchair
- ✓ Handlebar and disc brake 360 ° rotatable
- ✓ Attachment stand
- ✓ Carbon coating



# STEM

The illustrations show a City Compact with optional equipment such as basket and basket holder.







# Equipment

# STRICKER

## TETRA EQUIPMENT



Tetra equipment on the Power assist devices

### Throttle grip

The throttle grip of the Tetra equipment holds the hand firmly while driving and operating. This prevents the hands from slipping out while driving and ensures safe operation.

### Clamp

The clamping system also receives adjustments in the Tetra equipment. A grip tape is applied to the tongue of the automatic latch to make it easier to operate. The ball nut of the clamping lock is exchanged with the star nut. This can be easily tightened and loosened even with limited hand function.

### Brakes

The Tetra equipment for Power assist devices contains two brakes, which can be mounted on the left or right side of the handlebars, but always on top of each other. The operation of the brakes is simple and can be done with severely limited or no longer available hand function. Both brakes are applied by striking or resting the forearm or hand. The upper brake lever is for fail-safe and has a locking function. The brake lever below allows good braking performance even with light operation, thanks to the hydraulic system.

### Key

The keys of the devices are provided with a rod that enables the key to be turned even with limited hand function.



Tetra equipment on the handbike

### Foldable chin strap

The foldable chin shift is mounted instead of the regular twist shifter. It allows the derailleur to be shifted through with the chin and can be folded away upwards to adapt the device.

### Handles

The special hand grips of the Tetra equipment hold the hands firmly while cranking. This prevents the hands from slipping out during the ride.

### Clamp

The clamping system is also adapted in the Tetra version. A grip tape is applied to the tongue of the quick-action latch to make it easier to operate. The tapered nut of the clamping lock is exchanged with the star nut. This can be easily tightened and loosened even with limited hand function.

### Brakes

For parking, a lockable brake with brake lever is usually mounted on the frame. Braking while riding is done with a coaster brake.

### Planetary gear

Handbikes with Tetra equipment often have a planetary gear. If not, this can also be equipped as an option. The planetary gear doubles the available gears and can be shifted by hitting the button.

### Hybrid handbikes

A thumb or chin throttle is installed to start up the hybrid adaptors. The start-up button on the Lipo Smart Tetra helps to get going by assisting the motor for about 3 seconds. Other models may use a different system.

### Key

The keys of the devices are provided with a rod that enables the key to be turned even with limited hand function.

# FURTHER EQUIPMENT



**Foldable chin strap**


The folding chin gear, which is installed in the Tetra equipment of the manual handbikes, is operated via the chin and is installed instead of a twist grip gear. So that it is not in the way during the adaptation process, it can simply be folded down.



**Planetary gear**

The planetary gear is mounted in the bottom bracket. It doubles the available gears and is easy to operate even for quadriplegics due to the push or strike mechanism. For this, the hand must be released from the handle.


This is useful when starting up hills or other inclines.



**Hydraulic disc brake**

Hydraulic disc brakes have a high braking force transmission because the braking force is transmitted to the calipers by a brake fluid.

For safety reasons, we only fit hydraulic disc brakes on Power assist devices and not on handbikes. Hybrid hydraulic brakes can be used here as an alternative.



**Back-peddalling brake**

The coaster brake can be fitted to manual and hybrid handbikes.

In the Tetra equipment it is standard and replaces the regular brake levers. This makes braking possible even with no hand function.

## Coaster brake with automatic on-switch

Equipped with the automatic on-switch, the coaster brake can be activated or deactivated. If the coaster brake is deactivated, the handbike can roll backwards without the mechanism braking.

If the automatic engagement is deactivated, it activates itself as soon as the cranks of the handbike are turned in the direction of travel again.



**Tetra star nut**

The Tetra star nut is mounted on the clamp of the clamping system instead of the usual lever. It can be used to tighten the clamp even with limited hand function.



**USB connection 5 V 1000 mAh**

The USB port can be used to charge mobile phones, cameras and navigation devices, for example.

The optional connector is located on the control unit and is suitable for all 36 V Lipo systems.



**Synchronously moving disc brake calipers**

Due to the synchronously moved disc brake caliper, the braking force is significantly increased, which can be particularly noticeable in wet conditions. Likewise, there is an even load and thus even wear of the brake shoes as well as the brake disc. This equipment is standard on some model series.

# EQUIPMENT

# STRICKER ATTACHMENT STAND



**Attachment stand**

The attachment stand is attached in pairs to the adaptation device and holds it upright when it is not coupled to the wheelchair. It consists of three parts, the outer tube, the inner tube and the end piece. The outer tube is always available in black and the inner tube in silver. Other colours are not possible for technical reasons.

**Different variants**

For different needs and physical limitations, we offer different variants of the add-on stand. They can be purchased in five different variants and easily retrofitted.

**Adjustable length**

The length of the attachment stands can be easily adjusted so that the angle of the adaptation device is always aligned with the wheelchair. This ensures a significantly easier coupling of the stem with the wheelchair.

**Dismountable**

For example, the attachment stands can be easily separated from the frame for transport. This is because they are firmly connected to the frame of the adaptation device with an easy to press button.




**Clamp fastener**

The clamp lock allows infinitely variable adjustment of the length of the mounted stand. The lock is loosened or tightened by turning the twist handle.



**Quick release fastener**

The quick release mechanism allows for quick adjustment of the length of the mounted stand. Pulling the knob opens the mechanism and it can re-engage by itself in different stages.



**Ball**

The standard version of the adaptor stands has balls that do not move. They hold the adaptation device in place. The adaptation device can only be moved by lifting the frame.

**Available configuration**

- ✓ Quick adjustment
- ✓ Clamp adjustment




**Roll**

Adaptor stands with castors can be easily pushed onto the wheelchair. They allow the adaptation device to be easily pulled forwards or backwards.

**Available configuration**

- ✗ Quick adjustment
- ✓ Clamp adjustment



**Rolling ball**

The rolling balls make it possible to move the adaptor in all directions by tilting it. This makes it easier to manoeuvre the adaptor in confined spaces.

**Available configuration**

- ✓ Quick adjustment
- ✓ Clamp adjustment

# WEIGHTS



## Weights

The weights on the adaptation device increase the traction of the wheel. High traction can prevent the wheel from slipping, which is particularly noticeable when starting off quickly as well as on steep inclines. The best mounting position for the weights is the fork, as in the picture above. Here the maximum possible effect of the weights is achieved. The weights must always be mounted in pairs.

### Dismountable

The weights have a hand strap and are attached via a special KLICKfix holder made of sturdy aluminium and can be hooked in or out with a flick of the wrist for transport, for example.

### Different variants

In our range we offer different weights and designs. Depending on the application and model, sometimes heavier and sometimes lighter weights are suitable.

### Standard

All our forks are always prepared for the attachment of weights. Except for the Tetra equipment, the weights are always optional. For safety reasons, we always recommend them!



5 kg - design weight

The design weight consists of a solid metal plate that weighs approx. 5 kg. In contrast to the regular weights, the modern look of the design weight is exceptionally rounded.



5 kg - Weight

The regular 5 kg weight consists of two plates, each weighing 2.5 kg and firmly connected to each other.



2.5 kg - Weight

The regular 2.5 kg weight consists of one plate and is the lightest weight in the range.



7.5 kg - Weight

The regular 7.5 kg weight consists of three plates, each weighing 2.5 kg and firmly connected to each other. It is the heaviest weight in the range.

# BATTERIES AND CHARGERS



**36 V Lipo batteries**

These batteries are suitable for all Lipo 36 volt systems. The design changes only minimally to the capacities. Upgrading or downgrading is therefore possible without further ado. A suitable charger is supplied with each battery. A fast charger is also available as an option.

## 36 V 8.3 Ah, 300 Wh - suitable for travelling

Due to the maximum capacity of 300 Wh per battery, up to two of these batteries can be taken onto the plane as part of the hand luggage according to IATA guidelines as part of a disabled vehicle. And it is also possible to take this battery on most cruise ships.

➤ Artikel Nr.: 631225-0

## 36 V 14 Ah, 504 Wh - high capacity

With a capacity of 504 Wh, this battery offers the largest capacity for Lipo 36 V systems. One battery charge offers up to 40-km range depending on the ride.

➤ Artikel Nr.: 631394-0



**36 V charger**

This charger is included as standard with all 36 V Lipo batteries. The power is 42 V 1.35 A. Example: A 300 Wh battery charges from 10 % to 100 % within 4 hours and 45 minutes.

➤ Artikel Nr.: 630918-0



**36 V quick charger**

This charger can be purchased as an option or used as a replacement item when purchasing an adaptive device or battery. The power is 42 V 2.2 A. Compared to the regular charger, this charger charges 1.6x faster. Example: A 300 Wh battery charges from 10% to 100% within 2 hours and 55 minutes.

➤ Artikel Nr.: 631112-0

➤ Artikel Nr.: 631212-0 as exchange item



**48 V batteries**

These batteries are suitable for all 48 volt systems. The design is the same for all capacities. Upgrading or downgrading is therefore possible without further ado. A suitable charger is supplied with each battery.

## 48 V 6.25 Ah, 300 Wh - suitable for travelling

Due to the maximum capacity of 300 Wh per battery, up to two of these batteries can be taken onto the plane as part of the hand luggage according to IATA guidelines as part of a disabled vehicle. And it is also possible to take this battery on most cruise ships.

➤ Artikel Nr.: 632202-0

## 48 V 13 Ah, 624 Wh - Standard

This battery is included as standard on most 48 V models.

➤ Artikel Nr.: 632103-0

## 48 V 17 Ah, 816 Wh - highest capacity

This battery offers the maximum capacity.

➤ Artikel Nr.: 632114-0



**48 V charger**

The power is 54.6 V, 3.0 A. Example: A 300 Wh battery charges from 10 % to 100 % within one hour and 35 minutes.

➤ Artikel Nr.: 632164-0



**Hailong Battery Cover**

This cover protects the battery from rain, sunlight, stone chips, light impacts and other circumstances.

➤ Artikel Nr.: 632170-0

# DOUBLE/TRIPLE BATTERY



**48 V battery rail on Waldkilo luggage carrier**

The battery rail is mounted on the Waldkilo luggage carrier. Retrofitting is only possible at the factory. This variant is compatible with an optional heavy-duty bracket.

Lipo Smart 48 V, Smart Wild & Smart Dynamic

> Artikel Nr.: 632185-0



**48 V Power assist devices - two battery holders on the headstock tube**

The batteries are mounted side by side on the head tube and can be switched over via a switch while riding.

Crossbike

> Artikel Nr.: 2 x 13 Ah 632157-0 | 2 x 17 Ah 6321650



**Lipo Lomo - two battery holders on the head tube**

Two battery rails as well as a suitable control unit with change-over switch are mounted on the headstock tube. Retrofitting is only possible at the factory.

Lipo Lomo

> Artikel Nr.: 631428-0 with 2 x 14 Ah batteries

Lipo Lomo Micro

> Artikel Nr.: 631426-0 with 2 x 8.3 Ah batteries | 631416-0 with 2 x 14 Ah batteries



**Lipo Lomo - two battery holders on the fork**

Instead of the regular battery holder on the head tube, two battery holders are mounted in parallel on the fork. Another battery with charger is included.

> Artikel Nr.: 630955-0



**Lipo Smart - two battery holders on the fork**

Two battery holders on the fork not only provide more range, but also more traction! The batteries are mounted in parallel on the fork. To switch between the batteries, a suitable switch is installed. The battery holders can be mounted on the fork in combination with weights.

**With another battery without regular holder**

Two battery holders are mounted on the fork. The regular holder is omitted. Another battery with charger is included. In total, two batteries can be used.

> Artikel Nr.: 630955-0

**With another battery and regular holder**

Two battery holders are mounted on the fork in addition to the regular holder. Another battery with charger is included. In total, three batteries can be used.

> Artikel Nr.: 631002-0

**With two additional batteries and regular holder**

Two battery holders are mounted on the fork in addition to the regular holder. Two additional batteries are included with a matching charger. In total, three batteries can be used.

> Artikel Nr.: 631024-0





A photograph of a bicycle with a purple and black pannier bag mounted on the rear rack. The bag has the text 'RIXEN KAU' on it. The bicycle is shown from a rear three-quarter view, highlighting the rack, bag, and rear wheel. The background is a blurred outdoor setting.

# Accessories

# STRICKER


## ONLINE ASSORTMENT



### Other accessories

In this catalogue you will find a small selection of accessories for adaptation equipment and wheelchairs. Due to the compactness of this brochure, it is not possible to show the complete and always adapting range.

The complete range of accessories can be found on our website at [www.stricker-handbikes.de/en/product/accessories](http://www.stricker-handbikes.de/en/product/accessories) where you will find further information and pictures of the individual items.



### All positive aspects at a glance

- ✓ Current selection of the accessories Assortment
- ✓ Additional images and information
- ✓ Compatibility of the accessories with other products and View adaptation devices

### Online assortment

You can find our assortment online at [www.stricker-handbikes.de/en/product/accessories](http://www.stricker-handbikes.de/en/product/accessories)



This QR code can be scanned with a suitable app or through the mobile phone camera..

# LIGHTING



**LED front lamp with USB charging cable**

This lamp with STVZO approval can be easily attached to the handlebar via the rubber strap. In power mode it offers up to 30 LUX and in eco mode up to 15 LUX luminosity.

The lamp is switched on and off via a button. It has a control LED that lights up red when the charge level is low. It is charged via USB connection (max. 5 V 1000 mA) and has a lighting duration of up to 13 hours.

> Artikel Nr.: 205025-1



**LED front lamp with 4 x AAA battery**

This lamp can be easily attached to the handlebar via the clamp. It offers 3 different light modes in which it shines continuously or flashes conspicuously.

It is powered by a total of 4 AAA batteries and has a lighting duration of up to 150 hours.

> Artikel Nr.: 650054-2



**LED tail light with USB charging cable**

The rear light with STVZO approval can be attached easily and via the rubber strap. The light is switched on and off via a button.

The rear light has a control LED that lights up red when the charge level is low. It is charged via USB connection (max. 5 V 1000 mA) and has a lighting duration of up to 6 hours.

> Artikel Nr.: 650091-1



**LED tail light with button cell battery**

The rear light is powered by an LR-44 button cell battery and can be attached easily and via the tab. The lamp is switched on and off via a button on the back or by pressing the lamp.

The rear light has an elastic strap that can be stretched over the helmet or attached to the wheelchair, for example.

> Artikel Nr.: 650015-1



**Universal lamp holder 360**

The universal holder can be attached to the handlebar or frame and rotated 360°. It is suitable for torches, for example.

> Artikel Nr.: 205027-0



**Foldable rear light bar**

The foldable rear light bar is folded out or in as required. It is attached to the frame of the adaptive device and can be easily retrofitted. In road traffic, it provides a protective space by protruding sideways over one's own vehicle. Additional accessories such as a lamp or a rear light can be attached to it. Compared to the rear light on the backrest of the wheelchair, the rear light bar allows easy operation and control of the rear light.

> Artikel Nr.: 650113-0



**Foldable rear light bar incl. light**

The folding rear light bar can be purchased with a matching rear light. The rear light provides significantly increased visibility.

> Artikel Nr.: 650111-0

# STRICKER

## WARNING SIGN AND REAR LIGHT




**Tail light bar with battery-powered tail light and warning triangle**

As soon as insurance becomes necessary, the vehicle, consisting of wheelchair and adaptive device, must also have a number plate and rear lights approved for road use.

But even without compulsory insurance, this rear light bar is suitable for the wheelchair. This significantly reduces the chance of being overlooked in traffic.

This rear light bar has a holder for a matching number plate, two battery rear lights with road approval and a warning triangle for your own visibility. The tail light pole can be adjusted to the necessary width without tools. It has a loop and an elastic band on each side. With the elastic band, the rear light bar can be firmly mounted on the frame or hung on the wheelchair handles through the loops.



**Rear light bar with large warning triangle**

An insurance number plate, which is required for any insurance, can be attached to this rear light bar.

> Artikel Nr.: 650103-0



**Tail light bar with small warning triangle**

An insurance number plate, which is required for any insurance, can be attached to this rear light bar.

> Artikel Nr.: 650102-0




# REAR-VIEW MIRROR



Rear View Mirror Star Cycle

This small mirror with a diameter of approx. 6.5 cm can be mounted on all tubes of the adaptive device using the two brackets provided. It projects up to 15 cm over the side. The inclination of the mirror can be adjusted in all directions. Matching tools are included in the set with the quick fastener and the v.

> Artikel Nr.: 700040-0



Rear View Mirror M-Wave

This small, convex mirror has a diameter of 4.8 cm. The curvature magnifies the mirror image. It is mounted on the frame or handlebar without tools. The inclination can be adjusted via three axes.


> Artikel Nr.: 700083-0



Rear View Mirror Zefal

This small mirror is mounted on the ergo grip or on the side of the handlebar on the tube. The mirror surface is approx. 6 cm x 6 cm and can be adjusted by three axes.

> Artikel Nr.: 700086-0



# STRICKER

## TRAILER COUPLING



**Wheelchair trailer hitch**

The wheelchair trailer coupling enables the attachment of bicycle trailers, the transporter and the Römer.

We offer a coordinated range of coupling variants for the different wheelchair systems of folding and rigid frame wheelchairs.

The diameter of the ball head is 25 mm and is therefore compatible with common trailer types.

Hooking the trailer into the coupling is done in no time at all. By removing the cotter pin, which prevents the trailer from accidentally slipping out, the trailer can be hooked in or unhooked.



**Trailer coupling with cross tube for folding wheelchairs**

The trailer coupling with cross tube is suitable for folding wheelchairs and is attached to the side tubes of the wheel axle on the wheelchair. The attachment is made via the half-shells on both sides. The tube width is flexibly adjusted to the necessary width with the clamp that holds the two tubes together. The cross tube can be quickly removed from the wheelchair by pulling out the two spring clips and removing the tube from the holder. This is done in a few easy steps. Thus, the wheelchair can be folded up again in a short time.

› Artikel Nr.: 900717-0



**To clamp**

This trailer coupling is suitable for rigid frame wheelchairs and is mounted directly on the wheel axle tube on the wheelchair. It is attached using the supplied half shells, which are adapted to the diameter of the wheel axle and attached to it.

› Artikel Nr.: 900704-0




**With quick clamp**

This trailer coupling is suitable for rigid frame wheelchairs and is attached directly to the wheel axle tube on the wheelchair. The attachment is done via the quick clamp, which is clamped to the wheel axle and can be done in a few simple steps.

› Artikel Nr.: 900703-0



# HANDLE EXTENSION



Handle extension for the wheelchair

The handle extension enables a comfortable and ergonomic posture for an attendant by significantly adjusting the handle height. The handle extension is quickly and easily clamped to the wheelchair handles. It does not matter whether the handles are foldable or rigid, short or long, round or oval.

The clamp of the handle extension automatically adapts to the shape of the wheelchair handle when tightened. The assembly of both handle extensions is done within a very short time. When used with our wheelchair trailer, the transporter, it gives the attendant more support and a more comfortable grip height.

> Artikel Nr.: 900708-0



# STRICKER TRAILER TRANSPORTER



Transporter

The practical trailer for wheelchairs opens up many possibilities for making everyday life independent and uncomplicated. With a maximum towing capacity of up to 100 kg, shopping and transporting larger items with the wheelchair becomes possible.


The transporter can be easily and quickly attached to almost any wheelchair as long as a suitable trailer coupling is available on the wheelchair. The loading area of the transporter is designed to easily accommodate a beverage crate. The wheel cover is optional. Due to the otherwise missing brakes, use is only possible in combination with Power assist devices. Transporting people with the transporter is not permitted in road traffic.

➤ Artikel Nr.: 900719-0

## Wheel cover on both sides including fastening screws

An optional wheel cover made of 6 mm thick aluminium can be fitted over the wheels, on which an accompanying person with a maximum weight of 100 kg can also stand.

➤ Artikel Nr.: 900721-0



Transporter in set with coupling and cross tube for folding wheelchairs

➤ Artikel Nr.: 900718-0



Transporter in set with screw-on coupling for rigid frame wheelchairs

➤ Artikel Nr.: 900701-0





# ROMAN PENDANT



Romans

The Römer is suitable as a trailer for wheelchairs and electric scooters with a suitable trailer coupling. It is sometimes used to transport bulky objects and people. The maximum towing capacity of the Römer is 100 kg.

Due to the three tyres, the Römer cannot tip over even when unhooked and can therefore be manoeuvred freely. In addition, the handlebar can be folded down and the handlebar can be easily removed. This means that the Römer can also fit into a small boot.

Passenger transport with the Römer is not permitted in road traffic.

➤ Artikel Nr.: 900750-0

## Optional seat

For accompanying persons, an optional seat is suitable, which is easily connected to the Römer. Each Römer has a suitable holder into which the seat is inserted and secured with a cotter pin. The seat has its own wheel, which ensures additional stability.

Passenger transport with the Römer is not permitted in road traffic.

➤ Artikel Nr.: 900752-0



# STRICKER WALDKILO LUGGAGE RACK



Waldkilo luggage rack

With the Waldkilo luggage carrier, the adaptive device becomes a pack bike in no time at all. Up to 20 kg can be packed on it without and up to 30 kg with the optional heavy-duty bracket.

The loading area of approx. 40 cm x 28 cm offers enough space for sports and travel bags, bicycle baskets or drinks crates, which can be firmly attached to the Waldkilo luggage rack by means of the two supplied tensioning rubbers.

The Waldkilo luggage carrier can be easily retrofitted or already installed ex works. The Waldkilo luggage rack is attached to the two corner brackets of the frame. Suitable Allen keys are required for retrofitting.

It is available for all adaptive devices except for devices with 26 inch wheels and the Lipo Lomo Pico.

> Artikel Nr.: Frame width up to 41 cm 600136-0

> Artikel Nr.: Frame width from 42 cm 600190-0



Heavy duty bracket for Waldkilo luggage carrier

With the optional heavy-duty bracket for the Waldkilo luggage carrier, even more is possible! The heavy-duty bracket connects the Waldkilo luggage carrier to the control bearing tube of the adaptive device, enabling a significantly heavier load on the Waldkilo luggage carrier. It is easy to retrofit and is bolted to the Waldkilo luggage carrier and the headstock tube via the clamps....

> Artikel Nr.: 600187-0



Battery rail on Waldkilo luggage carrier

Not enough range? No problem! Another battery rail can be mounted on the Waldkilo luggage rack. Together with the appropriate electronics, such as a changeover switch, another battery can thus be connected to the system. This also works in combination with the optional heavy-duty bracket.

Retrofitting is only possible at the factory. This option is not available for adaptive devices with Lipo batteries (36 V Lipo system).



# LUGGAGE CARRIER



## Luggage carrier for handbikes

This carrier is suitable for all handbikes from 20 inches and can be easily retrofitted.

> Artikel Nr.: 600013-3



## Luggage carrier for Power assist devices

This luggage carrier is suitable for the Lipo Lomo from 20 inches and can be easily retrofitted.

> Artikel Nr.: 600038-0



## Saddle bag for luggage carrier

The saddle bag is attached to the luggage carrier. It offers plenty of space for small purchases, medically necessary utensils as well as for wallet and mobile phone. Due to its placement on the adaptive device, the saddle bag is always in view. Likewise, the filled saddle bag offers increased traction.

The steering behaviour of the adaptive device can be affected by uneven filling, therefore we recommend an even load.

> Artikel Nr.: 201009-1



## UNIX ALFIO basket for luggage carrier

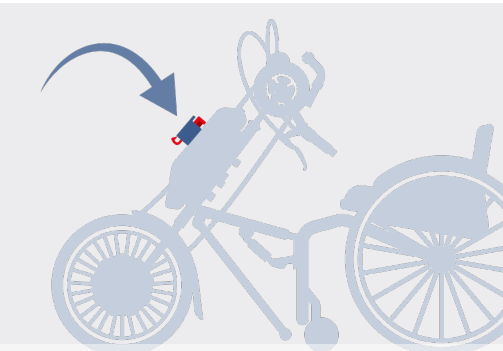
The close-meshed and sturdy basket has a volume of 16.5 litres. With a loading area of 40 cm x 30 cm and a height of 17 cm, it offers enough space for smaller purchases and bags.

The handlebar joint has a 180° folding range. In addition, the basket contains a clamping claw and a recess for the spring flap of the luggage carrier, via which the basket is attached to the luggage carrier.

> Artikel Nr.: 201010-0



# KLICKFIX MOUNTING POSITIONS



## Mounting on the head tube

The front mounting of the KLICKfix holder allows a wide range of accessories to be attached to the adaptive bike using the KLICKfix system.

This mounting variant is suitable for baskets and bags. The item number varies with the model series.



### Lipo Lomo Pico

> Artikel Nr.: 202074-0



### Lipo Lomo & Micro

> Artikel Nr.: 202058-0



### Crossbike

> Artikel Nr.: 202079-0



### City / Kid / Youth & Sport

> Artikel Nr.: 202014-0



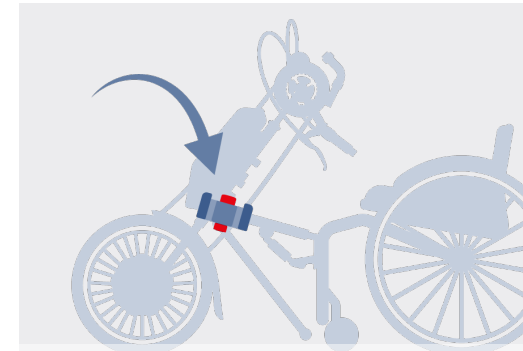
### Lipo Smart

> Artikel Nr.: 202035-0



### Smart Wild & Dynamic

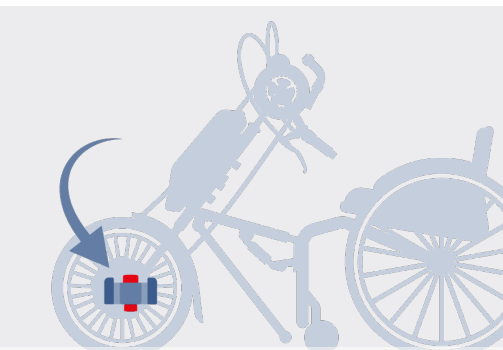
> Artikel Nr.: 202079-0



## Mounting on the corner bracket or side arm

In double-sided mounting, KLICKfix holders can be attached to the corner angle of the frame. This mounting option includes two KLICKfix holders. This mounting variant is suitable for baskets and bags. The item number applies to all handbikes and Power assist devices as well as on the Lomo 360.

> Artikel Nr.: 202028-0



## Mounting on the fork

This mounting variant includes two KLICKfix holders. Weights or Lipo batteries (for 36 V Lipo systems) can be attached here. Depending on the model series, two KLICKfix holders can be attached per side, i.e. up to four holders in total. The article number varies according to the model series. It is standard for hybrid handbikes and Power assist devices.



### Lipo Lomo

> Artikel Nr.: 2 x 636414-1



### Lipo Lomo Micro

> Artikel Nr.: 2 x 636414-1




### Crossbike

> Artikel Nr.: 2 x 636414-1




### City / Kid / Youth & Sport

> Artikel Nr.: 636585-0




### Lipo Smart

> Artikel Nr.: 2 x 636414-1



### Smart Wild / Dynamic

> Artikel Nr.: 2 x 636414-1



# KLICKFIX HOLDER



**KLICKfix holder**

KLICKfix holders can be attached to the handbike or Power assist devices in various mounting positions.

They enable the attachment of various accessories from a wide range of manufacturers and weights. Further information on the KLICKfix system is available on our website under „Accessories“.

Depending on the mounting position, the holder is available in pairs or individually. There are different article numbers for the mounting positions to match the model range. Not every mounting position is suitable for all types of accessories or weights.



**KLICKfix holder for weights**

This KLICKfix holder, which is mounted on the fork of the adaptive device and made of aluminium, is suitable for weights. If weights are purchased on the fork together with an adaptive device, they are attached to the fork as standard and in pairs.

> Artikel Nr.: 636414-1



**KLICKfix handlebar adapter**

This KLICKfix adapter with holder can be mounted on the handlebar. Other KLICKfix or UNIX accessories can be attached to it.


> Artikel Nr.: 202002-1



**KLICKfix handlebar adapter with lock**

With this handlebar adapter with integrated lock, the KLICKfix or UNIX accessories can remain secured on the adaptive device. A high-quality metal lock is firmly integrated into the red button and reliably locks the release mechanism.

> Artikel Nr.: 202006-0



**KLICKfix handlebar adapter head tube**

This KLICKfix adapter with holder can be mounted on the head tube. With this type of adapter, the handlebar adapter can also be mounted on the stem.

> Artikel Nr.: 202026-0



**KLICKfix handlebar adapter distance set 43 mm**

This spacer set for KLICKfix handlebar adapters increases the distance to the handlebar. This way, the KLICKfix handlebar adapter also fits strongly curved handlebar shapes and creates more space for brake and shift cables.

> Artikel Nr.: 202016-0



**KLICKfix handlebar adapter button with lock**

A high-quality metal lock is firmly integrated into the red button and reliably locks the release mechanism. Spare part for KLICKfix handlebar adapter.

> Artikel Nr.: 202030-0

# KLICKFIX BASKETS & BAGS



**Daypack Box**

The fully equipped touring handlebar bag. An inner frame made of fibreglass-reinforced polyamide gives it special stability. With large front pocket, document pocket, detachable shoulder strap and map pocket.

➤ Artikel Nr.: 202038-0



**Matchpack**

Versatile companion for sports, city and leisure - with drawstring and adjustable carrying strap. Two extra compartments accessible from the outside keep things tidy. Ideal for use on the handlebar.


➤ Artikel Nr.: 202018-0



**Baggy**

Handlebar bag for medium space requirements. Compact and dimensionally stable made of high-quality polyester fabric. Wide-opening main compartment with separate inner pocket.

➤ Artikel Nr.: 202003-0



**Baggy Plus**

Handlebar bag with plenty of space, carrying handle and additional side mesh pockets. High-quality polyester fabric on the outside. Inside with zipped pocket for valuables.

➤ Artikel Nr.: 202008-0



**Mini basket**

The small, fine-mesh handlebar basket with plastic-coated surface. With carrying handle and height-adjustable adapter plate. The small basket also fits perfectly on children's bikes. The adapter plate is continuously height-adjustable.


➤ Artikel Nr.: 202007-0



**Unix basket ANTEO**

Unix basket Anteo is visually traditional. The fine-meshed Unix baskets hold small items just as well as large treasures. In addition, the coated mesh is weather-proof and easy to clean.


➤ Artikel Nr.: 202001-0



**Bike box 2 handlebars**

Absolutely weatherproof wood basket with continuously height-adjustable adapter plate, suitable for the KLiCKfix handlebar adapter system. The material is waterproof birch wood from sustainable forestry, with a resistant coating.

➤ Artikel Nr.: 202080-0



**Vario Rack**

Universal carrier for bags, trolleys and backpacks, compatible with the KLiCKfix handlebar adapter system. The Vario Rack can be coupled to the adapter at different heights.

➤ Artikel Nr.: 202033-0

# OTHER ACCESSORIES



**KLICKfix Light Clip**

The KLICKfix Light Clip is a small but extremely practical plastic clip for mounting battery lights on the basket rim. The ideal solution if the front light would be covered by the basket or if there is not enough mounting space.

> Artikel Nr.: 202043-0



**Active Hands General Purpose**

These durable and versatile gloves are suitable for quadriplegics who want a good grip on the handbike. They can be purchased individually for the right or left hand, but also in pairs.

> Artikel Nr.: Pair: 301266-0

> Artikel Nr.: Single: left 301279-0, right 301296-0



**Compressor - Air Inflator**

This compressor with integrated battery has a maximum power of 10 bar and a capacity of 2600 mAh. The tyre pressure can be optimally adjusted through the modern display. It is suitable for bicycles, but can also be used for the car.

> Artikel Nr.: 201116-0



**Mobile phone holder**

This 360° rotatable mobile phone holder holds mobile devices securely on the handlebar and impresses with its enormous device compatibility. Smartphones of almost all sizes can be attached just as quickly and securely as powerbanks, navigation devices, etc.

> Artikel Nr.: 350102-0



**Spiral cable lock M-WAVE**

With a diameter of 8 mm and a length of 1500 mm, this qualitative lock offers optimal comfort and high security.

> Artikel Nr.: 201002-0



**Drinking bottle**

This BPA-free aluminium drinking bottle holds up to 0.75 litres. The lid with removable protective cap is made of plastic. An optional drinking bottle holder in matching size is included in the range.

> Artikel Nr.: 700009-0



**Water bottle cage M-WAVE**

This bottle carrier from M-Wave is made from 6 mm thick aluminium tube and has two knobs on the holder to protect the drinks bottle from shocks and hold it in place better on bumpy rides.

> Artikel Nr.: 700012-0




**Mobile phone holder with bracket**

The mobile phone holder with bracket is suitable for all handbikes. It is mounted on the head tube and is easy to retrofit.


> Artikel Nr.: 350101-0




# STRICKER




Your specialist dealer



## R & E Stricker Reha-Entwicklungen GmbH

 Klotzbergstraße 64  
77815 Bühl  
GERMANY

 +49 7223 72510  
 [info@stricker-handbikes.de](mailto:info@stricker-handbikes.de)  
 [www.stricker-handbikes.de](http://www.stricker-handbikes.de)

 StrickerHandbikes  
 [stricker.handbikes](https://www.facebook.com/stricker.handbikes)  
 StrickerHandbikes

